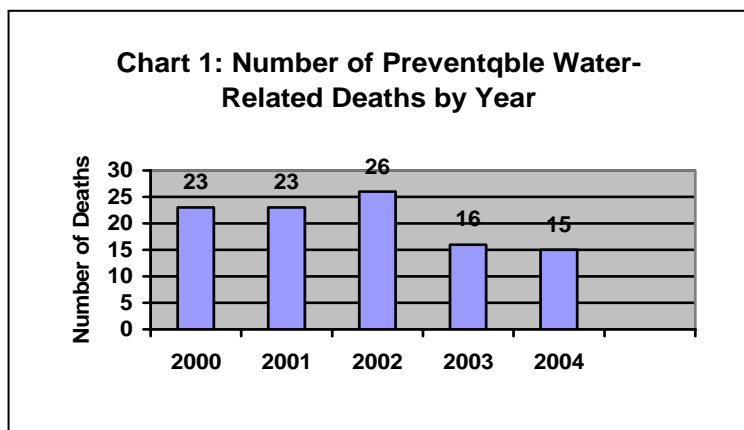


Newfoundland & Labrador Drowning Trends 2006

Newfoundland Drownings

The number of drownings and preventable water-related deaths in Newfoundland and Labrador in 2004 (the most recent year for which new data is available) has decreased by 7%. The 2004 total of 15 deaths (14 males and 1 female) is down from 16 deaths in the previous year. (See Chart 1) This marks the second lowest death rate during the last 5 years.




Inside This Report...

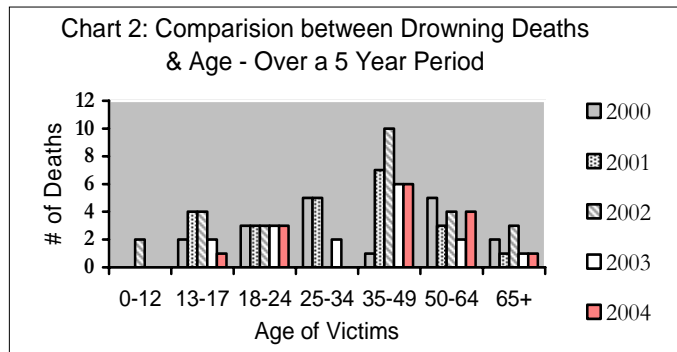
- 2004 Drowning Statistics
- 5 Year Comparisons of Drownings in Newfoundland & Labrador
- Drowning Distribution across Newfoundland & Labrador
- Boating Related Statistics
- Water Smart ® Tips
- Contact Us

In 2004, Newfoundland and Labrador experienced a high number of water-related deaths during the months of August and December, each with three deaths. During the summer months of June, July and August the total deaths reflected 42.9% (6) of the total drownings, while the rest of the year represented 57.1%. The number of water-related deaths during the summer months has decreased for the second time since 2002 which reported 15 deaths. Likewise, there was one (1) incident of drowning in January, February, April and July in this year and no incidents of drowning in during March or May again this year.

This year, there were no child victims under the age of 13, (See Chart 2) The number of deaths in the 18-24 age group has increased from last year with 3 deaths, while the drowning totals in the 30-34 range has remained steady from last year with no drownings again this year.



The 35-49 age group still remains the high-risk group, with 40% of drownings, representing 6 victims in 2004. This is the second decrease since 2002, down from 10 to 6 victims. More bad news is seen in the males aged 50-64 with a 50% increase from 2-4 drownings. A more positive note is seen in the 65+ age group which has been holding steadily from last year claiming one victim.



2004 statistics showed that deaths involving boating, usually in the ocean involving recreational or commercial fishing, accounted for 60% of all Newfoundland and Labrador water-related deaths in 2004. Seven (7) out of 15 people drowned while boating. This number is down compared to 10 deaths in 2003. The boat was 26.7% more likely to capsized in ocean incidents than lakes and ponds (16.7%). The victim was more likely to have fallen overboard on the ocean than lakes, ponds, rivers or streams.

Another factor commonly associated with drowning in this province is the lack of personal floatation devices used when in, on or around water. Out of the known situations in Newfoundland and Labrador where a lifejacket would be expected to be worn, 3 of the drowning victims were wearing a PFD in 2004 as opposed to 1 last year. Many times when they are worn, however, they are not worn properly and are therefore ineffective as lifesaving tools, thus causing an increase in deaths of seven (7) in 2004 compared to 6 deaths in 2003

Newfoundland and Labrador saw another decrease among snowmobiling fatalities which went from 2 to 1 victim this year. Even more amazing is the decrease among hunting activity fatalities which went from 5 to 1 in 2004. These numbers are down almost 80% from 2003.



Alcohol continues to play a role in the drowning statistics of this province, being considered a factor in over half (53.3%) of the drowning cases reported in 2004. This year unfortunately, alcoholic beverage consumption is on the rise again: up 37.5% from last year in overall water-related fatalities.

What Activities Caused Deaths?

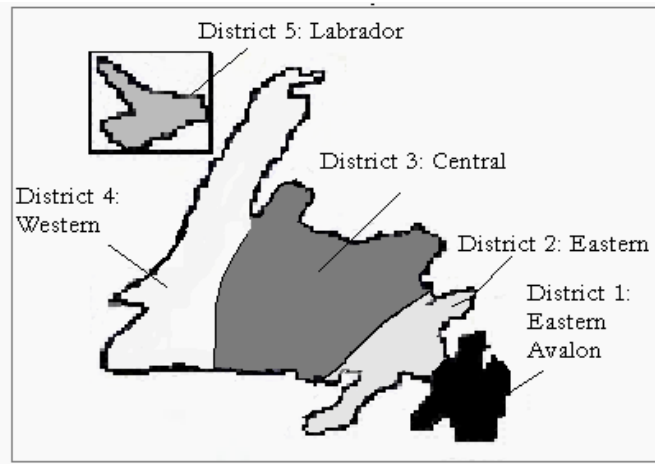
Newfoundland & Labrador has reported the lowest number of water related deaths caused by recreational activities in over 10 years. This year has seen 7 deaths compared to 14 deaths in 2003.

Chart 3: Number of Preventable Water-Related Deaths by Purpose of Activity

	<u>1997-2002 (Avg.)</u>	<u>2003</u>	<u>2004</u>
Recreation	11	14	7
Occupation	5	1	3
Daily Living	4	0	2

Water-related deaths due to Occupational activities in Newfoundland & Labrador are on the upward spiral with three (3) water-related deaths this year compared to one (1) death in 2003. The daily living factor has also experienced an increase of 2 deaths this year compared to zero in the previous year

Where Did Fatalities Occur In The Province?



The drownings that occurred in 2004 were distributed throughout Newfoundland and Labrador. The highest number of drownings occurred in the Western region with 5 deaths, up 80% from last year. The Avalon and Eastern regions both reported a decrease by 50% each with 2 and 3 deaths respectively. There was no change in the number of reported drownings in the Central and Labrador regions, 4 and 1 respectively.

There were two commercial fishing related deaths reported in the Newfoundland and Labrador region. 42.9% of all drownings were boating related in the Eastern and Central, while the Avalon region reported 14.3% of the total number of boating-related deaths.

Alcohol consumption is a major cause of drowning. Of the 15 individuals who drowned this year province wide, 8 of them involved alcohol. 2004 statistics show that alcohol consumption has increased by 475% from last year, with the Central region showing the highest number of alcohol-related deaths up by 66% (3 to 1 deaths) from 2003.

Boating Fatalities

Boating continues to be the leading cause of water-related deaths among people in Newfoundland and Labrador. Seven (7) boating fatalities occurred in 2004, down 30% from 2003. 93.3% of the total drownings happened in our oceans. Since 2003 Newfoundland and Labrador has seen a 90% increase in deaths in ponds/lakes. The most startling boating statistic is that the majority of all boating deaths are caused by the capsizing of boats, that's down 50% from 2003



Boating fatalities have declined since last year, however statistics show that not wearing a lifejacket continues to be a leading factor. The number of drowning victims that were not wearing a PFD has increased by 50% since 2002 with only 4 deaths. 2003 saw seven (7) individuals who did not wear a PFD. The lack of a PFD/lifejacket is the highest among males in the 18-49 age group attributing to 9 deaths in 2004

Another factor commonly associated with boating fatalities in Newfoundland and Labrador is alcohol consumption. Alcohol involvement in boating fatalities actually increased this year, up 37.5% (8 drownings) from last year. Weather, including strong winds and rough water, also played a role in 100% of boating fatalities. To ensure safety when boating it is important to be prepared. Ensure the weather forecast is appropriate for a boating excursion; in addition, realize that wearing a lifejacket/PFD is like a seat belt in a car, when worn correctly, it does save lives. Finally, never drink and drive and make certain you are not an occupant of a boat with an intoxicated driver.

The table represents the number of drownings and causes for five (5) districts in Newfoundland and Labrador. The table shows figures for the total number of deaths for the year 2003, 2004, and the total drownings in five years.

District		1	2	3	4	5
2003 Drownings		4	6	4	1	1
2004 Drownings		2	3	4	5	1
Total Drownings In 5 Years		31	29	23	33	21
Drownings In Ocean	2003	1	6	2	1	0
	2004	2	3	3	5	1
Drownings In Lakes & Ponds	2003	2	0	2	0	0
	2004	0	0	1	0	0
Boating Related Deaths	2003	1	5	3	1	0
	2004	1	3	0	3	0
Fishing Related Deaths	2003	0	0	1	0	0
	2004	0	0	0	0	0
Deaths Involving Alcohol	2003	1	1	1	1	1
	2004	1	2	2	3	0



Newfoundland & Labrador Fact & Figures
Preventable Water-Related Deaths: 1999-2004 (Five-Year Total)
Total Number of Deaths: 116

WHO		<i>Day of Week:</i>		WHY	
<i>Age of Victims:</i>		Monday	17	<i>Contributing Factors:</i>	
0-4 years	2	Tuesday	15	Alcohol Involved	31
5-12	0	Wednesday	15	Drugs Involved	10
13-17	14	Thursday	13	Alone	40
18-24	17	Friday	9	Non/Weak Swimmer	15
25-34	14	Saturday	21	PDF Not Worn	43
35-49	39	Sunday	25	PDF worn improperly	5
50-64	20			After Dark	27
65+	9			Rough Wave Conditions	16
		WHAT			
<i>Gender of Victims:</i>		<i>Type of Activity:</i>			
Male	106	Recreational	71	The Lifesaving Society acknowledges assistance in preparing the Newfoundland & Labrador Drowning Report from: Office of the Chief Forensic Pathologist, Newfoundland Department of Justice Canadian Red Cross Society (CRCS) Lifesaving Society and CRCS volunteers and staff Royal Newfoundland Constabulary Royal Canadian Mounted Police Canadian Coast Guard Environment Canada The Lifesaving Society is a national volunteer-based, charitable organization, which works to prevent drownings through its training programs, public education, research, consulting and international liaison.	
Female	10	Occupational	23		
		Daily Living	17		
		Attempt to Rescue	1		
WHERE		<i>Recreational Activities:</i>			
<i>Geographic District:</i>		Swimming	6		
District 1	21	Fishing	9		
District 2	28	Powerboating	17		
District 3	28	Non-power boating	4		
District 4	24	Canoeing	4		
District 5	15	Snowmobiling	10		
<i>Aquatic Setting:</i>		Hunting	11		
Ocean	74	Playing in Water/Wading	2		
Lakes/Ponds	24	Walking Near Water/On Ice	12		
Streams/Rivers/Creeks	16	Riding an All Terrain Vehicle	4		
Bathtub	2	Diving/Jumping into Water	1		
		Scuba Diving	2		
		Partying	8		
WHEN		<i>Occupational Activities:</i>			
<i>Month of Year:</i>		Commercial Fishing	20		
January	6	Other	4		
February	8	<i>Daily Living Activities:</i>			
March	11	Automobile Travel	10		
April	8	Bathing	2		
May	9	Boat Travel	1		
June	14	Snowmobile Travel	2		
July	16	Travel on Foot	2		
August	11	Other	1		
September	7				
October	14				
November	5				
December	6				
For More Information Contact: Lifesaving Society Newfoundland & Labrador Branch P.O. Box 8065, Station "A" St. John's, NL A1B 3M9 Telephone: (709) 576-1953 Fax: (709) 738-1475 E-Mail: lifeguard@nl.rogers.com Website: www.lifesavingnl.ca					

Be a Water Smart™ Boater!

1) **KNOW THE BOATING “RULES OF THE ROAD”!** More details are available from the Canadian Coast Guard (www.ccg-gcc.gc.ca), but you should know that the rules changed as of September 1999:

- No child under 12 years of age may operate a powerboat with more than a 10 HP motor.
- Youths 12 to 15 years of age may only operate a boat with a motor over 40 HP if accompanied and directly supervised by someone 16 years or older.
- Minimum age for operating a personal watercraft (PWC) is 16 years of age.
- New small vessel safety equipment and safety precautions requirements for boaters include a new “careless operation of a vessel” offence which requires boaters to travel safely and avoid putting themselves and others at risk.
- Operators of powerboats must have proof of operator competency. As of September 1999, this applied to any person under 16 years. As of September 2002, it applies to any person operating a powerboat less than 4 meters, including PWC’s. As of September 2009, it applies to all operators of all powerboats and PWC’s. Youth and adults can take the LIFESAVING SOCIETY’S B.O.A.T.™ (Boat Operator Accredited Training) safety course at a local facility.

2) **KNOW BEFORE YOU GO**

- Avoid potential danger by taking a few minutes with a simple checklist ...What is the weather forecast? Any local hazards? Have your maps or charts? Have your PFD’s? Have your first aid kit, tools and spare parts? Safety equipment all working? Have enough fuel? Does someone know where you are going and when to expect you back?

3) **ALWAYS WEAR A LIFEJACKET**

- Don’t just have it in the boat, pick one and **wear** it!
- In addition to your PFD, also wear good sunglasses and appropriate clothing.

4) **BOAT SOBER ...DON’T DRINK AND DRIVE YOUR BOAT!**

- Alcohol intensifies the effect of fatigue, sun, wind and boat motion to adversely affect your balance, judgment and reaction time.

Be Water Smart™ on Ice!

- **DON’T WALK, PLAY OR SNOWMOBILE ON THIN OR UNKNOWN ICE!**
- **RIDE SOBER AND DON’T DRIVE YOUR SNOWMOBILE ON ICE AFTER DARK!**
- **LEARN MORE ABOUT ICE SAFETY AND ICE RESCUE...GET THE LIFESAVING SOCIETY’S ICE SAFETY RESOURCE GUIDE “ICE: THE WINTER KILLER”.**

Be a Water Smart™ Swimmer!

- **LEARN TO SWIM!**
- **NEVER DIVE INTO SHALLOW WATER!**
- **DON’T GO IN THE WATER ALONE!** ...Always swim with a buddy.
- **ALWAYS SUPERVISE YOUNG CHILDREN NEAR WATER!** ...If you’re not within arm’s reach, you’ve gone too far!
- **PLAY AND SWIM IN SUPERVISED AREAS!**
- **LEARN LIFESAVING SKILLS!**

Go further...take a LIFESAVING SOCIETY Canadian Swim Patrol, Bronze Star, Bronze Medallion, Bronze Cross, National Lifeguard Service or other lifesaving program at your local pool or aquatic facility.

Swim to survive

The Canadian Swim to survive standard is a simple straightforward and focused natural standard that defines the minimum swimming skills needed to survive an unexpected fall into deep water

Roll into deep water – Tread water (1min) = Swim (50 mtrs)

Learn more, take the Swim to Survive Challenge at your local pool.